

WIRING MOTOR CONNECTIONS

POWER CONNECTOR for TC 40 ONLY

PIN	FUNCTION
1	Phase U
2	Phase V
3	Phase W
4	PE
5	Brake 24V (#)
6	Brake 0V (#)

(#) Optional

FEEDBACK CONNECTOR for TC 40 ONLY

E1 TTL ENCODER

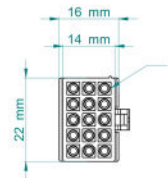
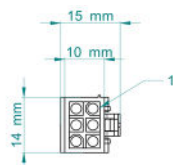
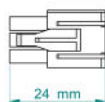
PIN	FEEDBACK FUNCTION
1	Ch A
2	Ch /A
3	Ch B
4	Ch /B
5	Ch Z
6	Ch /Z
7	Hall U
8	Hall /U
9	Hall V
10	Hall /V
11	Hall W
12	Hall /W
13	5 Vdc
14	0 Vdc
15	Shield

R1 RESOLVER

PIN	FEEDBACK FUNCTION
1	Sin+
2	Sin-
3	Cos+
4	Cos-
5	Ref+
6	Ref-
7	-
8	-
9	-
10	-
11	-
12	-
13	-
14	-
15	Shield

A1 ABSOLUTE ENCODER

PIN	FEEDBACK FUNCTION
1	Sin
2	/Sin
3	Cos
4	/Cos
5	DATA
6	/DATA
7	-
8	-
9	-
10	-
11	-
12	-
13	7-12 Vdc
14	0 Vdc
15	Shield



SEE IT BEFORE IT HAPPENS

WIRING MOTOR CONNECTIONS

CONNECTORS WITH G2 CONNECTION for ALL OTHER MODELS

POWER CONNECTOR

FEEDBACK CONNECTOR

TTL ENCODER E1

RESOLVER R1

ABSOLUTE ENCODER A1

PIN	FUNCTION	PIN	FEEDBACK FUNCTION	PIN	FEEDBACK FUNCTION	PIN	FEEDBACK FUNCTION
1	Phase U	1	Hall W	1	-	1	-
2	PE	2	Hall U	2	-	2	-
3	Phase W	3	0 Vdc	3	-	3	0 Vdc
4	Phase V	4	5Vdc	4	-	4	7-12 Vdc
A	Brake 24V (#)	5	Ch /A	5	/Sin	5	/Sin
B	Brake 0V (#)	6	Ch A	6	Sin +	6	Sin
C	PT 1000 (+)	7	Ch /Z	7	/Ref	7	/DATA
D	PT 1000 (-)	8	Ch Z	8	Ref	8	DATA
(#) Optional		9	Hall V	9	-	9	-
		10	Shield	10	Shield	10	Shield
		11	Ch /B	11	/Cos	11	/Cos
		12	Ch B	12	Cos	12	Cos
		13	Hall /W	13	-	13	-
		14	Hall /V	14	-	14	-
		15	Hall /U	15	-	15	-
		16	-	16	-	16	-
		17	-	17	-	17	-

CONNECTORS WITH H2 CONNECTION for ALL OTHER MODELS

POWER CONNECTOR

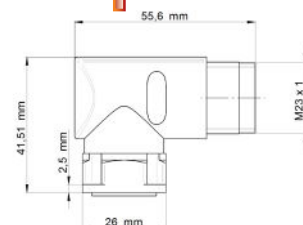
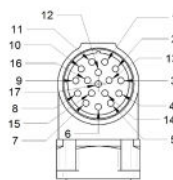
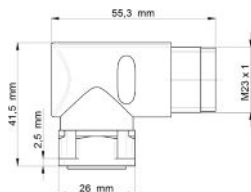
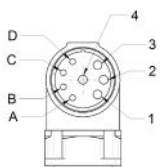
FEEDBACK CONNECTOR

TTL ENCODER E1

RESOLVER R1

ABSOLUTE ENCODER A1

PIN	FUNCTION	PIN	FEEDBACK FUNCTION	PIN	FEEDBACK FUNCTION	PIN	FEEDBACK FUNCTION
1	Phase U	1	Hall W	1	-	1	-
2	PE	2	Hall U	2	-	2	-
3	Phase W	3	0 Vdc	3	-	3	0 Vdc
4	Phase V	4	5Vdc	4	-	4	7-12 Vdc
A	Brake 24V (#)	5	Ch /A	5	/Sin	5	/Sin
B	Brake 0V (#)	6	Ch A	6	Sin +	6	Sin
C	PT 1000 (+)	7	Ch /Z	7	/Ref	7	/DATA
D	PT 1000 (-)	8	Ch Z	8	Ref	8	DATA
(#) Optional		9	Hall V	9	-	9	-
		10	Shield	10	Shield	10	Shield
		11	Ch /B	11	/Cos	11	/Cos
		12	Ch B	12	Cos	12	Cos
		13	Hall /W	13	-	13	-
		14	Hall /V	14	-	14	-
		15	Hall /U	15	-	15	-
		16	PT 1000 (+)	16	PT 1000 (+)	16	PT 1000 (+)
		17	PT 1000 (-)	17	PT 1000 (-)	17	PT 1000 (-)



CABLES SPECIFICATIONS

STATIC POWER CABLES for TC 40 ONLY

PIN/AMP	COLOUR	FUNCTION	Power free wire cable for general purpose	For cable order	
1	Grey	Phase U		Length (mm)	
2	Black	Phase V		3000	Order code
3	Brown	Phase W		5000	003108010620
4	Yellow/Green + Shield	PE		10000	003108010622
5	Red	Brake +			003108010624
6	Black	Brake -			


MOTOR SIDE PIN	COLOUR	FUNCTION	Power free wire cable for LITE PRO E40	For cable order	
6	Black1	Brake -		Length (mm)	
5	Red	Brake +		3000	Order code
4	Yellow/Green+Shield	PE		5000	003108010714
3	Brown	Phase W		10000	003108010716
2	Black	Phase V			003108010718
1	Grey	Phase U			

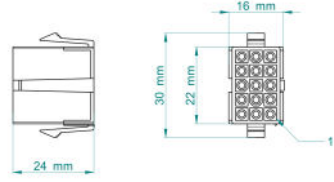
MOTOR SIDE PIN	COLOUR	FUNCTION	DRIVE SIDE PIN	Power free wire cable for LITE PRO E65	For cable order	
L1	Black	GND	2		Length (mm)	
L2	Red	+UP	1		3000	Order code
3	Brown	Phase W	5		5000	003108010726
2	Black	Phase V	4		10000	003108010728
1	Grey	Phase U	3			003108010730
6	Black1	Brake-	T3			
5	Red	Brake+	T2			
4	Yellow/Green+Shield	PE	T1			

SEE IT BEFORE IT HAPPENS

CABLES SPECIFICATIONS

STATIC SIGNAL CABLES for TC 40 ONLY

PIN/AMP	COLOUR	FUNCTION	Signal free wire cable general purpose	For cable order	
1	Green	According to feedback		Length (mm)	Order code
2	Yellow			3000	003108010556
3	Violet			5000	003108010558
4	Black			10000	003108010560
5	Pink				
6	Gray				
7	Yellow/White				
8	Yellow/Brown				
9	White/Green				
10	Brown/Green				
11	Grey/Pink				
12	Red/Blu				
13	Brown				
14	White				
15	Shield (Black)				

MOTOR SIDE PIN	COLOUR	FUNCTION	Signal cable for LITE PRO E40	For cable order	
15	Shield (Black)	Shield		Length (mm)	Order code
14	White	GND		3000	003108011140
13	Brown	5 Vdc		5000	003108011142
12	Red/Blue	Hall /W		10000	003108011144
11	Grey/Pink	Hall W			
10	Brown/Green	Hall /V			
9	White/Green	Hall V			
8	Yellow/Brown	Hall /U			
7	White/ Yellow	Hall U			
6	Grey	Ch /Z			
5	Pink	Ch Z			
4	Black	Ch /B			
3	Violet	Ch B			
2	Yellow	Ch /A			
1	Green	Ch A			

T7MOTOR SIDE PIN	COLOUR	FUNCTION	DRIVE SIDE PIN	Signal cable for LITE PRO E65	For cable order	
14	White	GND	1		Length (mm)	Order code
15	Shield	Shield	1		3000	003108011152
13	Brown	5 Vdc	2		5000	003108011154
11	Grey/Pink	Hall W	5		10000	003108011156
9	Yellow	Hall V	6			
7	Grey	Hall U	7			
3	Violet	Ch B	3			
1	Green	Ch A	4			
T	Blue	CAN - low	8			
T1	Yellow	CAN - high	9			
T2	Grey	Din 2 / Dout 0	10			
T3	Brown	Din 1	11			
T4	Pink	Din 0	12			
T5	Green	Ain 0	13			
T6	Black	GND	14			
T7	Red	24 Vdc	15			

CABLES SPECIFICATIONS

STATIC SIGNAL CABLES for TC 40 ONLY


PIN/AMP	FUNCTION	PIN/SUMITOMO 26	E1 TTL encoder signal SUMITOMO cable for FLEXI PRO	For cable order	
1	A	1		Length (mm)	
2	A/	14		3000	Order code
3	B	2		5000	003108020032
4	B/	15		10000	003108020033
5	Z	3			003108020034
6	Z/	16			
7	HALL U	4			
8	-	-			
9	HALL V	17			
10	-	-			
11	HALL W	5			
12	-	-			
13	+5 Vdc	11			
14	0 Vdc	24			
15	Shield	26			

PIN/AMP	FUNCTION	PIN/SUMITOMO 26	R1 resolver signal SUMITOMO cable for FLEXI PRO	For cable order	
1	SIN +	6		Length (mm)	
2	SIN -	19		3000	Order code
3	COS +	7		5000	003108020035
4	COS -	20		10000	003108020036
5	REF +	8			003108020037
6	REF -	21			
7	-	-			
8	-	-			
9	-	-			
10	-	-			
11	-	-			
12	-	-			
13	-	-			
14	-	-			
15	Shield	26			

PIN/AMP	FUNCTION	PIN/SUMITOMO 26	A1 absolute encoder signal SUMITOMO cable for FLEXI PRO	For cable order	
1	SIN +	9		Length (mm)	
2	SIN -	22		3000	Order code
3	COS +	10		5000	003108020038
4	COS -	23		10000	003108020039
5	DATA +	1			003108020040
6	DATA -	14			
7	-	-			
8	-	-			
9	-	-			
10	-	-			
11	-	-			
12	-	-			
13	7-12 Vdc	18			
14	0 Vdc	24			
15	Shield	26			

CABLES SPECIFICATIONS

STATIC POWER CABLES for ALL OTHER MODELS

PIN/M23	COLOUR	FUNCTION	Power free wire cable for general purpose	For cable order	
1	Gray	According to G2 or H2 connection		Lenght (mm)	Order code
2	Yellow/Green + Shield			3000	003108010650
3	Brown			5000	003108010652
4	Black			10000	003108010654
A	Red				
B	Black				
C	White				
D	Blu				


MOTOR SIDE PIN	COLOUR	FUNCTION	Power free wire cable for LITE PRO E40	For cable order	
1	Grey	U		Lenght (mm)	Order code
2	Green/Yellow	PE		3000	003108010720
3	Brown	W		5000	003108010722
4	Black	V		10000	003108010724
A	Red	BK+			
B	Black1	BK-			
CASE	Shield1	SHIELD			


MOTOR SIDE PIN	COLOUR	FUNCTION	DRIVE SIDE PIN	Power free wire cable for LITE PRO E65	For cable order	
GL1	Black	GND	2		Lenght (mm)	Order code
GL2	Red	+UP	1		3000	003108010732
4	Black	V	4		5000	003108010734
3	Brown	W	5		10000	003108010736
1	Grey	U	3			
D	Black1	PT1000-	T3			
C	Red	PT1000+	T2			
2	Green/Yellow	PE	T1			

SEE IT BEFORE IT HAPPENS

CABLES SPECIFICATIONS

STATIC SIGNAL CABLES for ALL OTHER MODELS

PIN/M23	COLOUR	FUNCTION	Signal free wire cable for general purpose	For cable order	
1	Gray/Pink	According to feedback		Lenght (mm)	Order code
2	Yellow/White			3000	003108010500
3	White			5000	003108010502
4	Brown			10000	003108010504
5	Yellow				
6	Green				
7	Grey				
8	Pink				
9	White/Green				
10	Shield – Wire				
11	Black				
12	Violet				
13	Red/Blue				
14	Brown/Green				
15	Yellow/Brown				
16	Red				
17	Blue				

MOTOR SIDE PIN	COLOUR	FUNCTION	Signal cable for LITE PRO E40	For cable order	
1	Grey/Pink	Hall W		Lenght (mm)	Order code
2	White/Yellow	Hall U		3000	003108011146
3	White	GND		5000	003108011148
4	Brown	+5Vdc		10000	003108011150
5	Yellow	A/			
6	Green	A			
7	Grey	Z/			
8	Pink	Z			
9	White/Green	Hall V			
10	Shield1	Shield			
11	Black	B/			
12	Violet	B			
13	Red/Blue	Hall W/			
14	Brown/Green	Hall V/			
15	Yellow/Brown	Hall U/			
16	Red	-			
17	Blue	-			

SEE IT BEFORE IT HAPPENS


CABLES SPECIFICATIONS


STATIC SIGNAL CABLES for ALL OTHER MODELS


MOTOR SIDE PIN	COLOUR	FUNCTION	DRIVE SIDE PIN	Signal cable for LITE PRO E65	For cable order	
12	Blue	B	3			
9	Brown	HV	6		Lenght (mm)	Order code
6	Green	A	4		3000	003108011158
4	Red	5Vdc	2		5000	003108011160
3	Black	0V	1		10000	003108011162
2	Grey	HU	7			
1	White	HW	5			
T	Blue	CAN-LOW	8			
T1	Yellow	CAN-HIGH	9			
T2	Grey	DIN2/DOUT0	10			
T3	Brown	DIN1	11			
T4	Pink	DINO	12			
T5	Green	+AIN0	13			
T6	Black	GND	14			
T7	Red	+24Vdc	15			

CABLES SPECIFICATIONS

STATIC SIGNAL CABLES for ALL OTHER MODELS

PIN/M23	FUNCTION	PIN/SUMITOMO 26	E1 TTL encoder signal SUMITOMO cable for FLEXI PRO	For cable order	
1	HALL W	5		Lenght (mm)	
2	HALL U	4		3000	Order code
3	0 Vdc	24		5000	003108020041
4	5 Vdc	11		10000	003108020042
5	A/	14			003108020043
6	A	1			
7	Z/	16			
8	Z	3			
9	HALL V	17			
10	Shield	26			
11	B/	15			
12	B	2			
13	-	-			
14	-	-			
15	-	-			
16	PT 1000 (+)	12			
17	PT 1000 (-)	25			

PIN/M23	FUNCTION	PIN/SUMITOMO 26	R1 resolver signal SUMITOMO cable for FLEXI PRO	For cable order	
1	-	-		Lenght (mm)	
2	-	-		3000	Order code
3	-	-		5000	003108020044
4	-	-		10000	003108020045
5	SIN -	19			003108020046
6	SIN +	6			
7	REF -	21			
8	REF +	8			
9	-	-			
10	Shield	26			
11	COS -	20			
12	COS +	7			
13	-	-			
14	-	-			
15	-	-			
16	PT 1000 (+)	12			
17	PT 1000 (-)	25			

PIN/M23	FUNCTION	PIN/SUMITOMO 26	A1 absolute encoder signal SUMITOMO cable for FLEXI PRO	For cable order	
1	-	-		Lenght (mm)	
2	-	-		3000	Order code
3	0 Vdc	24		5000	003108020047
4	7-12 Vdc	18		10000	003108020048
5	SIN -	22			003108020049
6	SIN +	9			
7	DATA -	14			
8	DATA +	1			
9	-	-			
10	Shield	26			
11	COS -	23			
12	COS +	10			
13	-	-			
14	-	-			
15	-	-			
16	PT 1000 (+)	12			
17	PT 1000 (-)	25			

DYNAMIC LAYING CABLES SPECIFICATIONS

POWER CABLES for ALL SERVOMOTORS MODELS up to 14A

MOTOR SIDE PIN	COLOUR	Power free wire cable for general purpose	For cable order	
1	Black1		Lenght (mm)	Order code
2	Green/Yellow		5000	003108007524
3	Black3		10000	003108020011
4	Black2			
A	Black5			
B	Black6			
C	Black7			
D	Black8			

POWER CABLES for ALL SERVOMOTORS MODELS more than 14A and up to 30A

MOTOR SIDE PIN	COLOUR	Power free wire cable for general purpose	For cable order	
1	Black1		Lenght (mm)	Order code
2	Green/Yellow		3000	003108005080
3	Black3		5000	003108005104
4	Black2		10000	003108005106
A	Black5			
B	Black6			
C	Black7			
D	Black8			

DYNAMIC LAYING CABLES SPECIFICATIONS


SIGNAL CABLES for ALL SERVOMOTORS MODELS


MOTOR SIDE PIN	COLOUR	Signal free wire cable for general purpose	For cable order	
1	Grey/Pink		Length (mm)	Order code
2	Red		5000	003108011110
3	Blue1		10000	003108011112
4	Red1			
5	Yellow			
6	Green			
7	Grey			
8	Pink			
9	White/Green			
10	Shield2			
11	Black			
12	Violet			
13	Red/Blue			
14	Brown/Green			
15	Blue			
16	Brown			
17	White			


SEE IT BEFORE IT HAPPENS

DYNAMIC LAYING CABLES SPECIFICATIONS

SIGNAL CABLES for ALL SERVOMOTORS MODELS

MOTOR SIDE PIN	COLOUR	FUNCTION	DRIVE SIDE PIN	E1 TTL encoder signal SUMITOMO cable for FLEXI PRO For cable order				
17	White	PT 1000 (-)	25		Lenght (mm)	Order code		
16	Brown	PT 1000 (+)	12				3000	003108010390
12	Pink	B	2				5000	003108020186
11	Grey	B/	15		10000	003108020187		
10	Shield2	SHIELD	26					
9	Blue	HV	17					
8	Violet	Z	3					
7	Black	Z/	16					
6	Green	A	1					
5	Yellow	A/	14					
4	Red1	+5Vdc	11					
3	Blue1	GND	24					
2	White/Green	HU	4					
1	Grey/Pink	HW	5					

MOTOR SIDE PIN	COLOUR	FUNCTION	DRIVE SIDE PIN	R1 resolver signal SUMITOMO cable for FLEXI PRO For cable order				
5	Black/Blue	RefSin	19		Lenght (mm)	Order code		
6	Blue	Sin	6				5000	003108011100
7	Black/Green	Ref-	21				10000	003108011102
8	Green	Ref+	8					
10	Shield	SHIELD	26					
11	Black/Red	RefCos	20					
12	Red	Cos	7					
16	White	PT 1000 (+)	12					
17	Black/White	PT 1000 (-)	25					

MOTOR SIDE PIN	COLOUR	FUNCTION	DRIVE SIDE PIN	A1 absolute encoder signal SUMITOMO cable for FLEXI PRO For cable order				
17	White	PT 1000 (+)	25		Lenght (mm)	Order code		
16	Brown	PT 1000 (-)	12				3000	003108011123
12	Pink	Cos	10				5000	003108020152
11	Grey	Cos-	23		10000	003108020153		
10	Shield2	SHIELD	26					
8	Violet	Data+	1					
7	Black	Data-	14					
6	Green	Sin+	9					
5	Yellow	Sin-	22					
4	Red1	7-12V	18					
3	Blue1	GND	24					

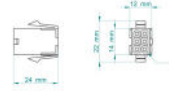
SEE IT BEFORE IT HAPPENS

CONNECTOR SPECIFICATIONS

FLYING CONNECTORS AMP for TC 040 ONLY

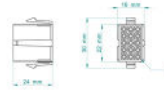
Power Connector
AMP 172160-1 + 6 PIN 171637-1

order code 007117000304



Signal connector
AMP 172163-1 + 15 PIN 170361-1

order code 007117000306



FLYING CONNECTORS M23 for ALL OTHER MODELS

Power connector pin included
BSTA108NN00580236000 + 4 PIN 60.003.11 FM/2mm
CRIMP.0,35-2,5 SPRING + 4 PIN 60.001.11 FM/1mm
CRIMP.0,14-1 SPRING

order code 007117000472



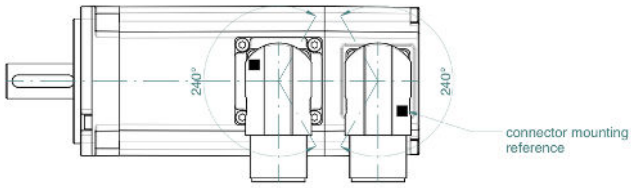
Signal connector pin included
ASTA014NN00410235000 17p/FM + 17 PIN 60.011.11
FM/1mm CRIMP.0,14-1

order code 007117000462

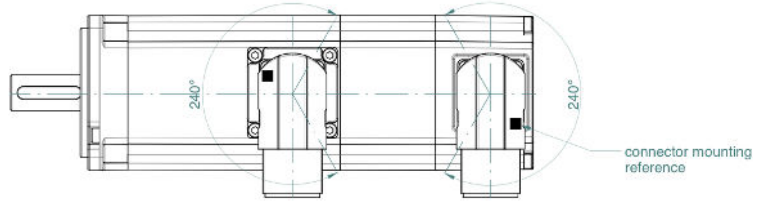


90° TURNABLE CONNECTORS SPECIFICATIONS

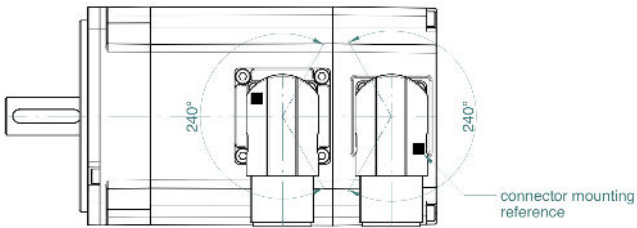
TETRA COMPACT 60



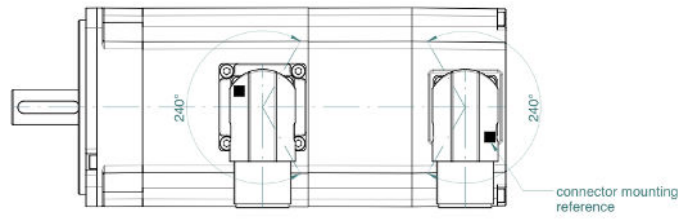
TETRA COMPACT 60 WITH BRAKE



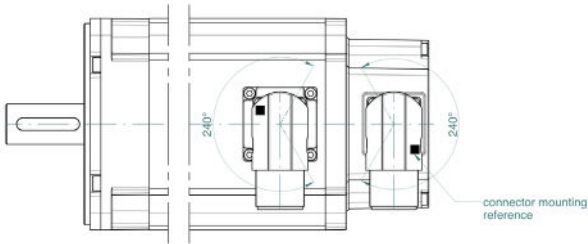
TETRA COMPACT 80



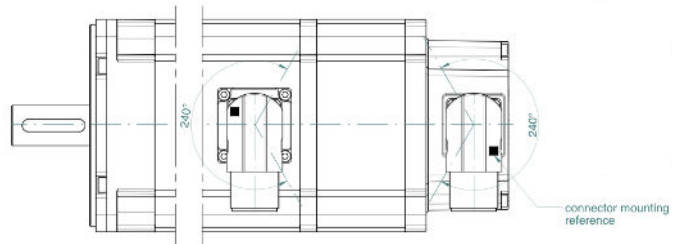
TETRA COMPACT 80 WITH BRAKE



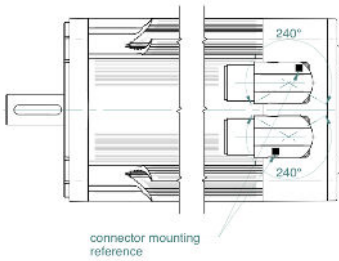
TETRA COMPACT 100



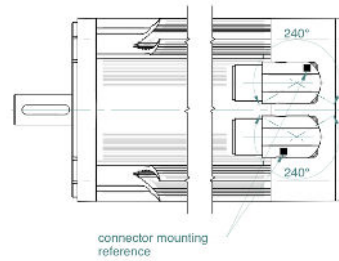
TETRA COMPACT 100 WITH BRAKE



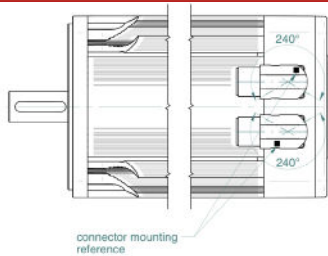
TETRA 115



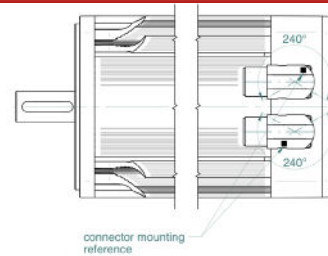
TETRA 115 WITH BRAKE



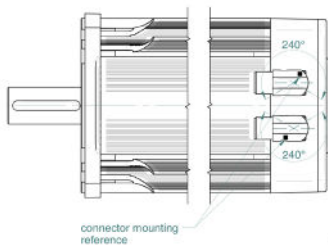
TETRA 142



TETRA 142 WITH BRAKE



TETRA 180



TETRA 180 WITH BRAKE

