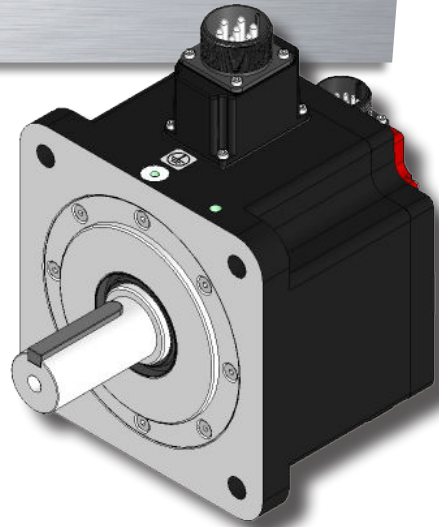


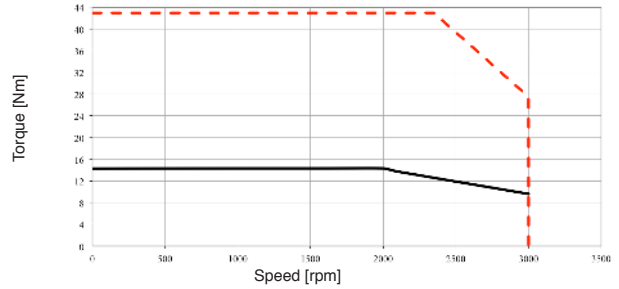
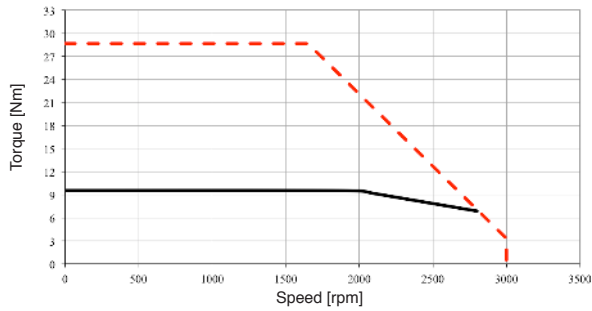
TETRA COMPACT-E 180

230 Vac TORQUE AND SPEED CHARTS.1



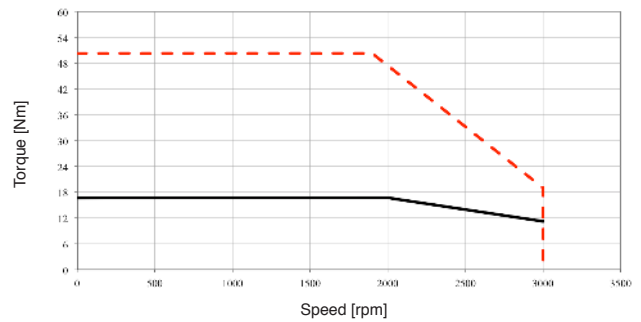
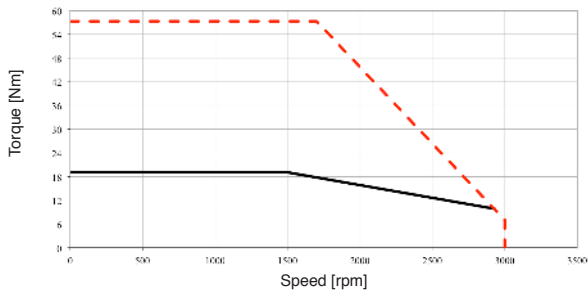
TETRA COMPACT-E 180 6A G2 2

TETRA COMPACT-E 180 6B F2 2



TETRA COMPACT-E 180 6C H1 2


TETRA COMPACT-E 180 6D E2 2



Continuous torque
 Peak torque

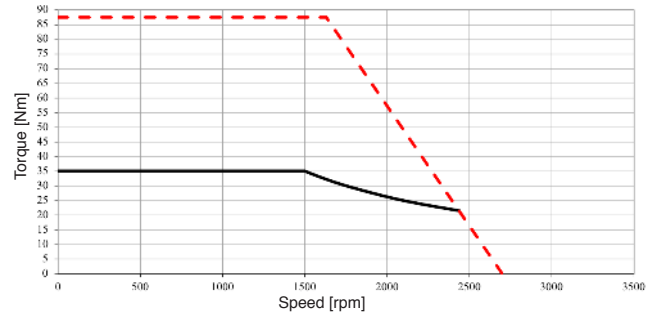
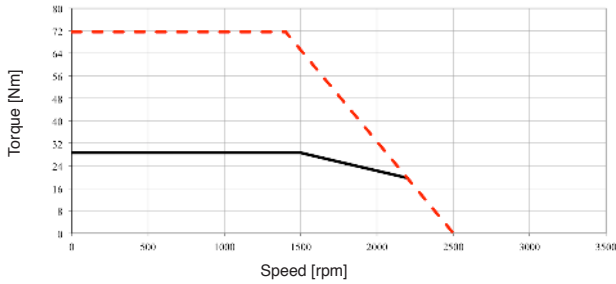
TETRA COMPACT-E 180

230 Vac TORQUE AND SPEED CHARTS.2



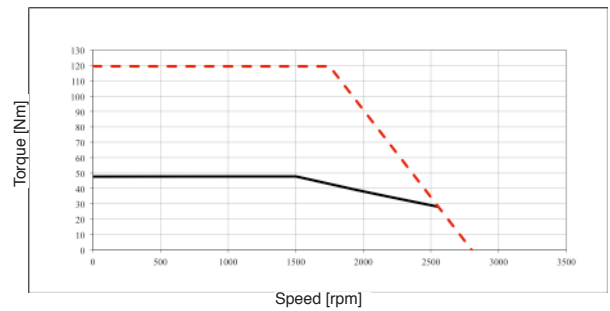
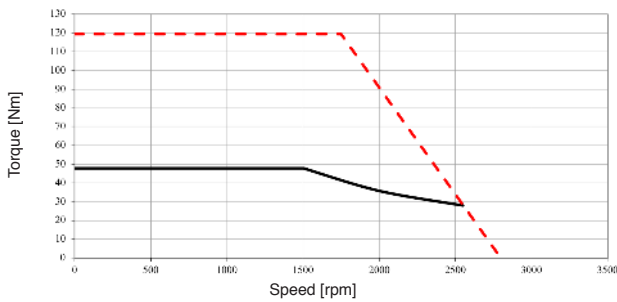
TETRA COMPACT-E 180 6E G1 2

TETRA COMPACT-E 180 6F G5 2



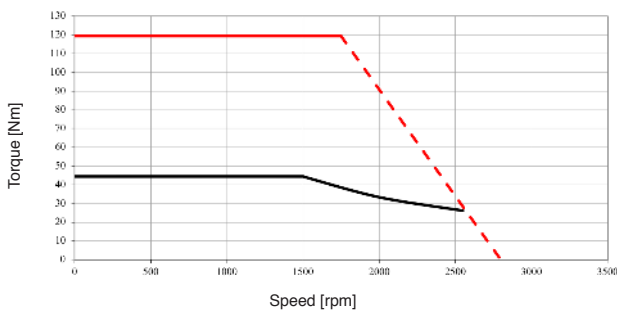
TETRA COMPACT-E 180 6G G4 2 7kW (*)

TETRA COMPACT-E 180 6G G4 2 7.5 kW (*)



(*) TC-E 180 6G H1 2 with nominal power 7,5 kW is UL 1004, CE and Rohs approved and Reach compliance
 (*) TC-E 180 6G H1 2 with nominal power 7,0 kW is UL 1004, CSA, CE and Rohs approved and Reach compliance

TETRA COMPACT-E 180 6G G4 2 with brake



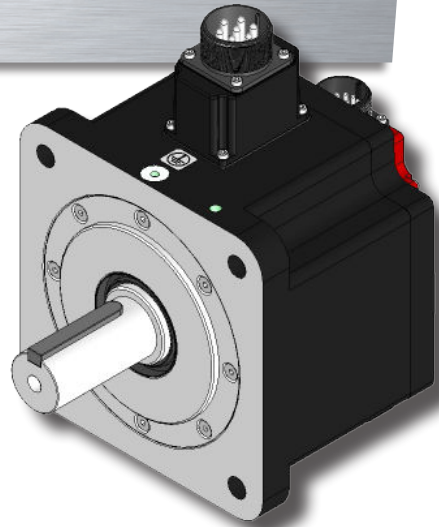
— Continuous torque
 - - - Peak torque

SEE IT BEFORE IT HAPPENS



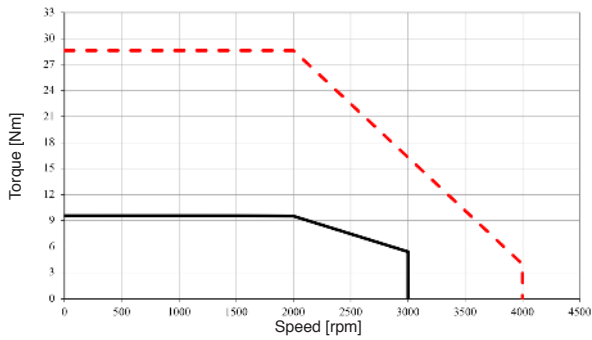
TETRA COMPACT-E 180

400Vac TORQUE AND SPEED CHARTS.1



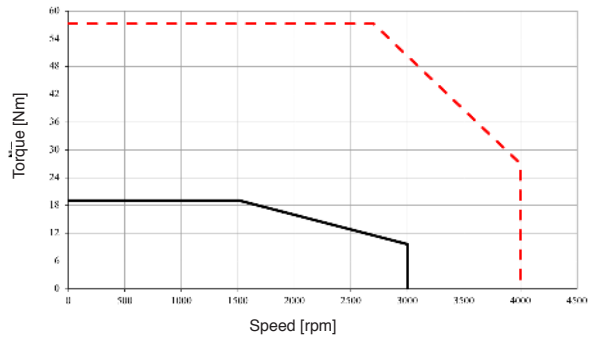
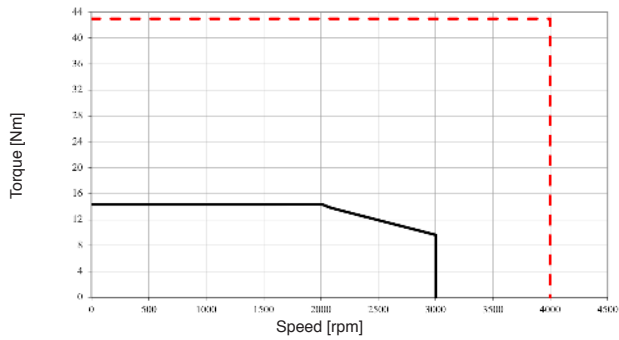
TETRA COMPACT-E 180 6A G3 4

— Continuous torque
 - - - Peak torque



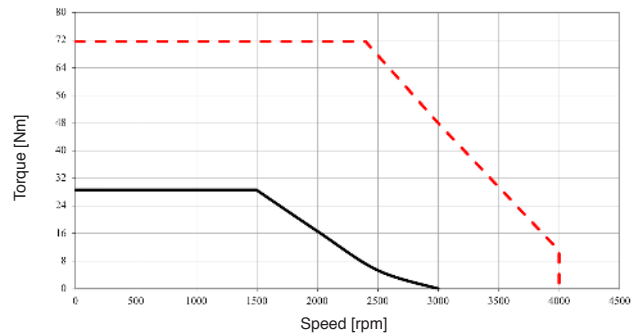
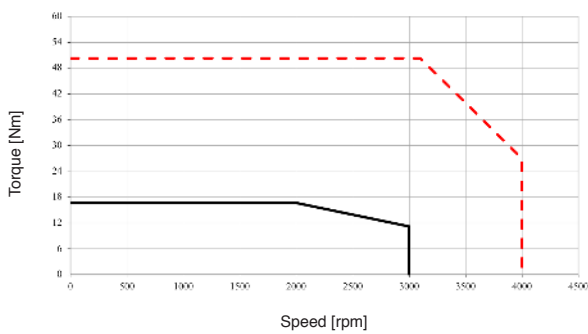
TETRA COMPACT-E 180 6B F2 4

TETRA COMPACT-E 180 6C H1 4




TETRA COMPACT-E 180 6D E2 4

TETRA COMPACT-E 180 6E G1 4



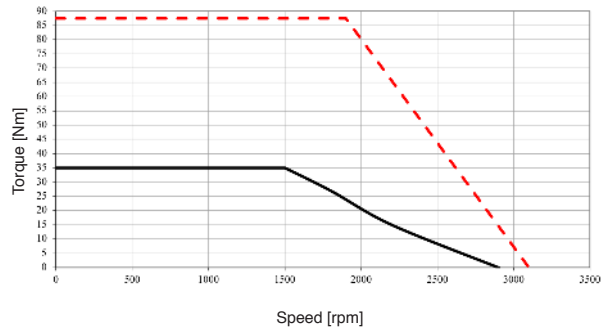
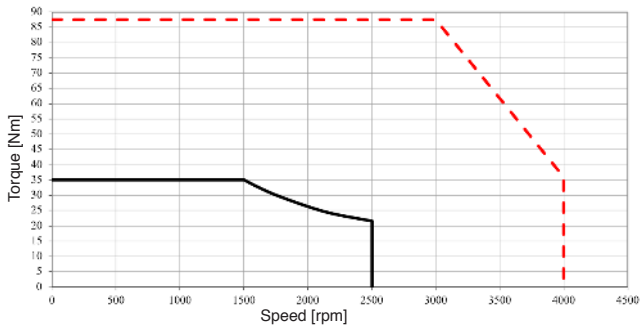
TETRA COMPACT-E 180

400 Vac TORQUE AND SPEED CHARTS.2



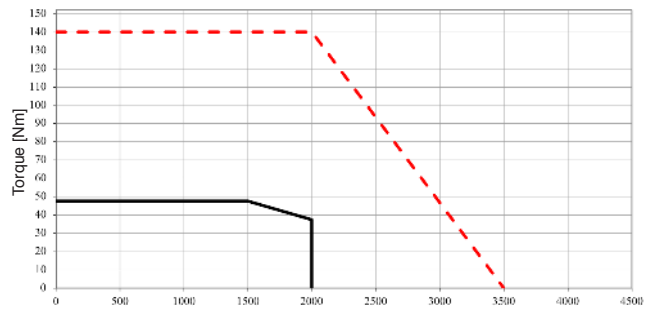
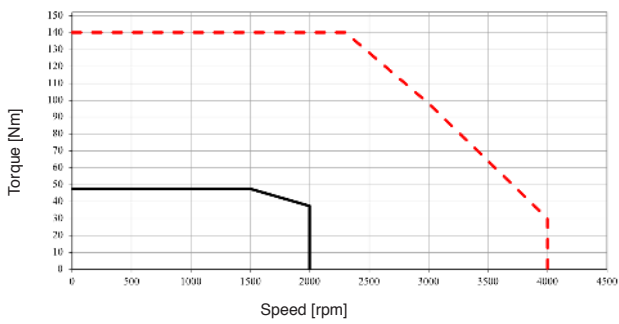
TETRA COMPACT-E 180 6F G5 4

TETRA COMPACT-E 180 6F M1 4



TETRA COMPACT-E 180 6G G4 4

TETRA COMPACT-E 180 6G L2 4



Continuous torque
 Peak torque

SEE IT BEFORE IT HAPPENS

