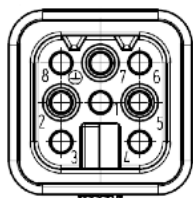


DUET WIRING CONNECTIONS

POWER CONNECTOR

for DUET 40

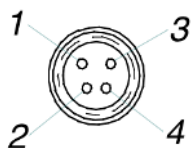
PIN	FUNCTION
1	+24 Vdc
2	0 Vdc
3	48 VP +
4	DOUT 0
5	DIN 1
6	DIN 2
7	PR
8	PE + Shield



HAN 8D-M Male

CAN IN

PIN	FUNCTION
1	Comret
2	-
3	Can-High
4	Can-Low

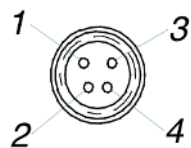


M8 Female

SIGNAL CONNECTOR for DUET 40

I/O

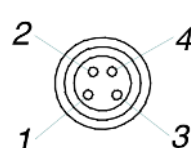
PIN	FUNCTION
1	0 Vdc
2	+24 Vdc
3	AIN 0 0-10 Vdc
4	DIN 0



M8 Female

CAN OUT

PIN	FUNCTION
1	Comret
2	-
3	Can-High
4	Can-Low

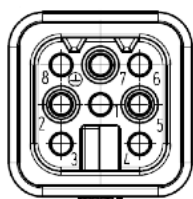


M8 Male

POWER CONNECTOR

for DUET 60

PIN	FUNCTION
1	+24 Vdc
2	0 Vdc
3	48 VP +
5	DOUT 1
6	DIN 1
7	PR
8	PE + Shield



HAN 8D-M Male

CAN IN

PIN	FUNCTION
1	Comret
2	-
3	Can-High
4	Can-Low

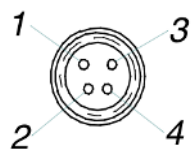


M8 Female

SIGNAL CONNECTOR for DUET 60

I/O

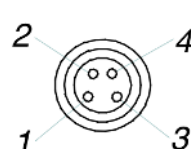
PIN	FUNCTION
1	0 Vdc
2	Analog - ($\pm 10V$)
3	Analog + ($\pm 10V$)
4	DIN 0



M8 Female

CAN OUT

PIN	FUNCTION
1	Comret
2	-
3	Can-High
4	Can-Low



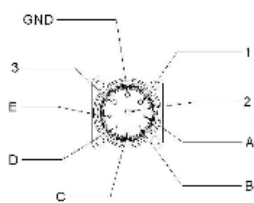
M8 Male

DUET FLEXI WIRING CONNECTIONS

POWER CONNECTOR

PIN	FUNCTION
1	+24 Vdc
2	0 Vdc
3	+48 Vdc
GND	Protective ground
A	Motor brake + (#)
B	Motor brake - (#)
C	- (#)
D	Drive brake out + (#)
E	Drive brake out - (#)

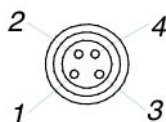
(#) Optional



M17 BEGA 906 MR Male

RS 232

PIN	FUNCTION
1	Rx
2	Tx
3	Gnd
4	DIN7
Case	Shield

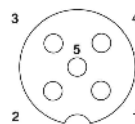


M8 Male

SIGNAL CONNECTOR

CAN IN

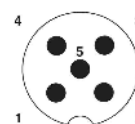
PIN	FUNCTION
1	Shield
2	-
3	Can-Gnd
4	Can-high
5	Can-low



M12 Female

CAN OUT

PIN	FUNCTION
1	Shield
2	-
3	Can-gnd
4	Can-high
5	Can-low

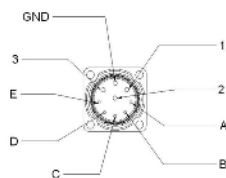


M12 Male

POWER CONNECTOR

PIN	FUNCTION
1	+24 Vdc
2	0 Vdc
3	+48 Vdc
GND	Protective ground
A	Motor brake + (#)
B	Motor brake - (#)
C	- (#)
D	Drive brake out + (#)
E	Drive brake out - (#)

(#) Optional



M17 BEGA 906 MR Male

RS 232

PIN	FUNCTION
1	Rx
2	Tx
3	Gnd
4	DIN7
Case	Shield

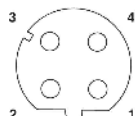


M8 Male

SIGNAL CONNECTOR

ETHERCAT IN

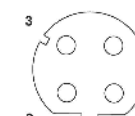
PIN	FUNCTION
1	TD +
2	RD +
3	TD -
4	RD -
Case	Shield



M12 Female

ETHERCAT OUT

PIN	FUNCTION
1	TD +
2	RD +
3	TD -
4	RD -
Case	Shield



M12 Female

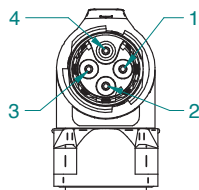
DUET AD MODBUS WIRING CONNECTIONS

POWER CONNECTOR

SIGNAL CONNECTOR

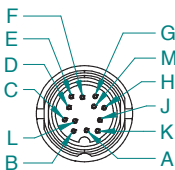
MODBUS RTU / RS485

PIN	FUNCTION
1	U power
2	Ballast
3	GND power
4	PE



CN POWER M17x1 BEDC 894 MR 4p

PIN	FUNCTION
A	In 0
B	In 1
C	In 2
D	In 3
E	Out 1
F	Out 2
G	AI +
H	AI -
J	+24 Vdc
K	GND (OV)
L	Service -
M	Service +

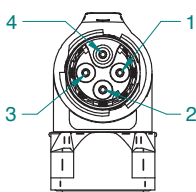


CN SIGNAL M16 Male 12 p

DUET AD CANOPEN WIRING CONNECTIONS

POWER CONNECTOR

PIN	FUNCTION
1	U power
2	Ballast
3	GND power
4	PE

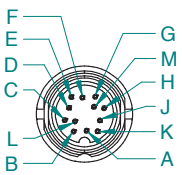


CN POWER M17x1 BEDC 894 MR 4p

SIGNAL CONNECTOR

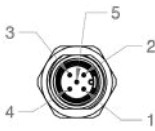
CANOPEN

PIN	FUNCTION
A	In 0
B	In 1
C	In 2
D	In 3
E	Out 1
F	Out 2
G	AI +
H	AI -
J	+24 Vdc
K	GND (OV)
L	Service -
M	Service +



CN SIGNAL M16 Male 12p

PIN	FUNCTION
1	n.c.
2	n.c.
3	CAN-GDN
4	CAN-HIGH
5	CAN-LOW



CN CAN
M12 Male 5p

CN CANOPEN M12 Male 5p Type A

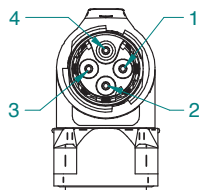
DUET AD ETHERCAT WIRING CONNECTIONS

POWER CONNECTOR

SIGNAL CONNECTOR

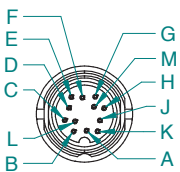
ETHERCAT

PIN	FUNCTION
1	U power
2	Ballast
3	GND power
4	PE



CN POWER M17x1 BEDC 894 MR 4p

PIN	FUNCTION
A	In 0
B	In 1
C	In 2
D	In 3
E	Out 1
F	Out 2
G	AI +
H	AI -
J	+24 Vdc
K	GND (OV)
L	Service -
M	Service +



CN SIGNAL M16 Male 12p

PIN	FUNCTION
1	TD+
2	RD+
3	TD-
4	RD-



CN ETHERCAT M12 Female 4p Type D

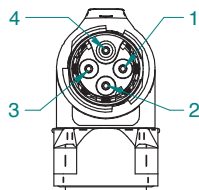
DUET AD PROFINET WIRING CONNECTIONS

POWER CONNECTOR

SIGNAL CONNECTOR

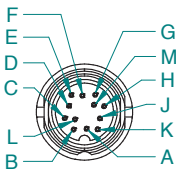
PROFINET

PIN	FUNCTION
1	U power
2	Ballast
3	GND power
4	PE



CN POWER M17x1 BEDC 894 MR 4p

PIN	FUNCTION
A	In 0
B	In 1
C	In 2
D	In 3
E	Out 1
F	Out 2
G	AI +
H	AI -
J	+24 Vdc
K	GND (OV)
L	Service -
M	Service +



CN SIGNAL M16 Male 12p

PIN	FUNCTION
1	TX+
2	RX+
3	TX-
4	RX-



CN PROFINET M12 Female 4p Type D

SEE IT BEFORE IT HAPPENS

DUET HV 60 WIRING CONNECTIONS

POWER CONNECTOR

CN X1 PIN

CN X1 DC power and logic supply
STO M23 Male Hummel 4p+3p+PE

1	HV-
2	PE
3	Not connected
4	HV+
A	/STO1
B	GND (24 Vdc return)
C	/STO2
D	CV (+24Vdc)
Case	PE



SIGNAL CONNECTOR

CN X4 PIN

CN X4 auxiliary bus (RS232) Minidin Female, 6p

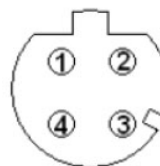
1	Not connected
2	TX232
3	GND_COM
4	Not connected
5	Not connected
6	RX232
Case	PE



CN X2 - X3 PIN

CN X2 ETC out, CN X3 ETC in
M12, 4p female, D-code


1	TX Data+
2	RX Data +
3	TX Data -
4	RX Data -
Case	PE



CN X5 PIN

CN X5 input/output
CN M12 female 4p, A-code

1	IN/OUT0
2	IN1
3	IN2
4	IN3
5	Not connected
6	OUT1
7	GND
8	OUT2
Case	PE

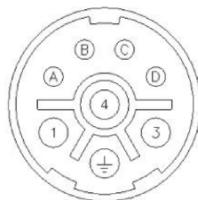


DUET HV 80 -100 -142 WIRING CONNECTIONS

POWER CONNECTOR

CN5
PIN CN5 DC POWER AND LOGIC SUPPLY,
STO, IN9 M23 Male Hummel 4p+3p+PE

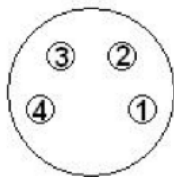
1	HV-
3	NC
4	HV+
T	PE
A	/STO
B	GND_24
C	IN9
D	+24 Vdc
Case	PE



SIGNAL CONNECTOR

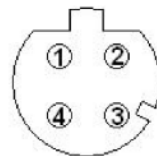
CN 1
PIN CN1 auxiliary Bus (RS232)
CN M8 4p female

1	TX232
2	RX232
3	NC
4	GND_COM
Case	PE



CN 2 -3
PIN CN2 ETC out, CN3 ETC in
M12 4p female D-code

1	TX Data +
2	RX Data +
3	TX Data -
4	RX Data -
Case	PE



CN4
PIN CN4 input/output
CN M23 Male hummel 19p

1	IN/OUT 1-
2	IN/OUT 2-
3	AN_IN -
4	AN_IN +
5	IN/OUT 2+
6	GND_5V
7	+5 Vdc
8	IN 8
9	OUT 5
10	IN/OUT 3
11	IN 7
12	IN/OUT 0-
13	IN/OUT 0+
14	IN/OUT 1+
15	IN 4
16	OUT 4
17	OUT 6
18	IN 6
19	IN 5
Case	PE



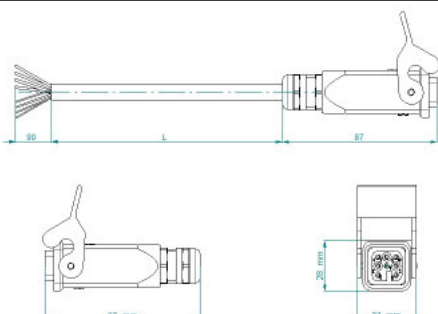
80-100mm flange



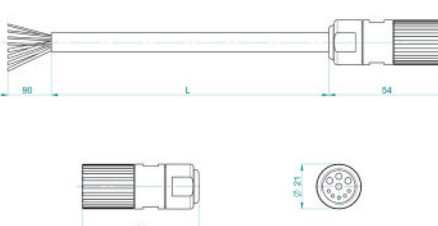
142mm flange

CABLES SPECIFICATIONS

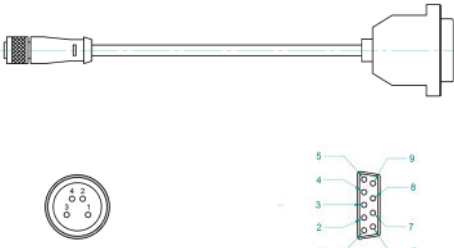
POWER CABLE for DUET

PIN	COLOUR	FUNCTION	For cable order	
1	Red	VL +		Length (mm) 5000 Order code 003108020082
2	Black	VL -		
3	Brown	VP +		
4	Brown	Dout 0		
5	White	Din 1		
6	Blue	Din 2		
7	Blue	PR		
8	Sh + G/V	Sh + PE		

POWER CABLE for DUET FLEXI

PIN	COLOUR	FUNCTION	For cable order	
1	Red	24V		Length (mm) 5000 Order code 003108012049
2	Blue	0V		
3	Brown	48V		
4	Yellow/Green	GND		
A	White	Motor brake +		
B	Black	Motor brake -		
C	-	-		
D	Brown	Drive brake +		
E	Blue	Drive brake -		

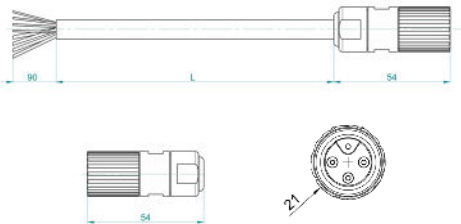
RS 232 CABLE for DUET FLEXI

M8 PIN	COLOUR	SUB-D 9 PIN	FUNCTION	For cable order	
1	Brown	3	Rx		Length (mm) 1000 2000 3000 Order code 003108009974 003108009973 003108009975
2	White	2	Tx		
3	Blue	5	Gnd		
4	Black	-	DIN7		
-	Shield	Metallic case	Shield		

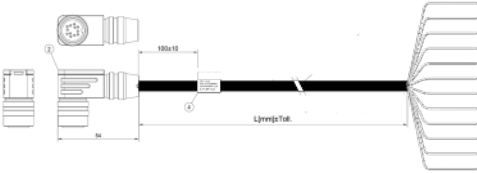
All cables are for static laying, power cables stand up to 10A stall current.
For dynamic laying cables, please, contact our front office.

CABLES SPECIFICATIONS

POWER CABLE for DUET AD

PIN	COLOUR	FUNCTION	For cable order	
1	Black 1	U Power		Length (mm) Order code 1000 003108020575 5000 003108020546
2	Black 2	Ballast		
3	Black 3	GND		
4	Yellow/Green	Earth PE		
4	Shield	External cable shield		

SIGNAL CABLE for DUET AD


LM MOTOR SIDE	COLOUR	FUNCTION	For cable order	
A	White	IN0		Length (mm) Order code 1000 003108020576 5000 003108009843
B	Brown	IN1		
C	Green	IN2		
D	Yellow	IN3		
E	Grey	OUT1		
F	Pink	OUT2		
G	Blue	AI+		
H	Red	AI-		
J	Brown/Green	Uc (24Vdc)		
K	White/Green	GND		
L	Black	Service-		
M	Violet	Service+		

SEE IT BEFORE IT HAPPENS

**MOTOR
POWER**
COMPANY

CABLES SPECIFICATIONS

I/O CABLE for DUET HV 80-100-142

PIN	COLOUR	FUNCTION	For cable order	
1	Brown	IN/OUT 1-	Lenght (mm)	Order code
2	Orange	IN/OUT 2-		
3	Grey	AN_IN-		
4	White	AN_IN+		
5	White	IN/OUT 2+		
6	Blue	GND_5V	1000	005108000505
7	Red	+5V	3000	005108000511
8	Red	IN8	5000	005108000512
9	Red	OUT5	10000	005108000513
10	Red	IN/OUT 3		
11	Red	IN 7		
12	Green	IN/OUT 0-		
13	White	IN/OUT 0+		
14	White	IN/OUT 1+		
15	Orange	IN 4		
16	Green	OUT 4		
17	Brown	OUT 6		
18	Grey	IN 6		
19	White	IN 5		
Case	Black	PE		

POWER CABLE for DUET HV 80-100-142

PIN	WIRE IDENTIFICATION	FUNCTION	For cable order	
1	1	HV -	Lenght (mm)	Order code
3	3	NC		
4	2	HV +		
T	Yellow/Green	PE		
A	5	/STO		
B	6	GND	1000	005108000504
C	7	IN9	3000	005108000507
D	8	+24 V	5000	005108000508
Case	Black	PE	10000	005108000509



CABLES SPECIFICATIONS

RS 232 CABLE for DUET HV 80-100-142

PIN	COLOUR	FUNCTION	For cable order	
1	Red	TX232	Lenght (mm) 1000	Order code 005108000506
2	Blue	RX232		
3	Brown	NC		
4	Yellow/Green	GND_COM		
Case	White	PE		



ETHERCAT RJ45/M12 CABLE for DUET HV 80-100-142

RJ45 PIN	M12 PIN	FUNCTION	For cable order	
1	1	TX Data+	Lenght (mm) 10000	Order code 005108000500
3	2	RX Data +		
2	3	TX Data -		
6	4	RX Data -		
Case	Case	PE		



ETHERCAT M12/M12 CABLE for DUET HV 80-100-142

PIN	FUNCTION	For cable order	
1	TX Data+	Lenght (mm) 3000	Order code 005108000503
2	RX Data +		
3	TX Data -	5000	005108000502
4	RX Data -		
Case	PE	10000	005108000501



SEE IT BEFORE IT HAPPENS

**MOTOR
POWER**
COMPANY