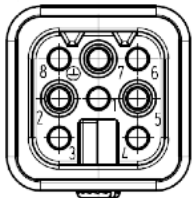


DUET WIRING CONNECTIONS

POWER CONNECTOR

for DUET 40

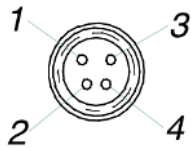
PIN	FUNCTION
1	+24 Vdc
2	0 Vdc
3	48 VP +
4	DOUT 0
5	DIN 1
6	DIN 2
7	PR
8	PE + Shield



HAN 8D-M Male

CAN IN

PIN	FUNCTION
1	Comret
2	-
3	Can-High
4	Can-Low

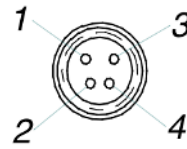


M8 Female

SIGNAL CONNECTOR for DUET 40

I/O

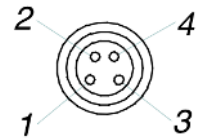
PIN	FUNCTION
1	0 Vdc
2	+24 Vdc
3	AIN 0 0-10 Vdc
4	DIN 0



M8 Female

CAN OUT

PIN	FUNCTION
1	Comret
2	-
3	Can-High
4	Can-Low

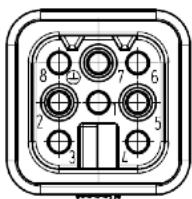


M8 Male

POWER CONNECTOR

for DUET 60

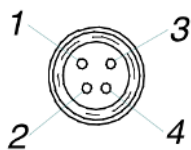
PIN	FUNCTION
1	+24 Vdc
2	0 Vdc
3	48 VP +
5	DOUT 1
6	DIN 1
7	PR
8	PE + Shield



HAN 8D-M Male

CAN IN

PIN	FUNCTION
1	Comret
2	-
3	Can-High
4	Can-Low

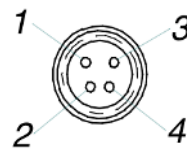


M8 Female

SIGNAL CONNECTOR for DUET 60

I/O

PIN	FUNCTION
1	0 Vdc
2	Analog - ($\pm 10V$)
3	Analog + ($\pm 10V$)
4	DIN 0



M8 Female

CAN OUT

PIN	FUNCTION
1	Comret
2	-
3	Can-High
4	Can-Low



M8 Male

DUET FLEXI WIRING CONNECTIONS

POWER CONNECTOR

SIGNAL CONNECTOR

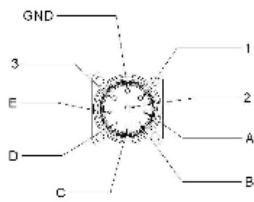
RS 232

CAN IN

CAN OUT

PIN	FUNCTION
1	+24 Vdc
2	0 Vdc
3	+48 Vdc
GND	Protective ground
A	Motor brake + (#)
B	Motor brake - (#)
C	- (#)
D	Drive brake out + (#)
E	Drive brake out - (#)

(#) Optional



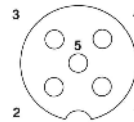
M17 BEGA 906 MR Male

PIN	FUNCTION
1	Rx
2	Tx
3	Gnd
4	DIN7
Case	Shield



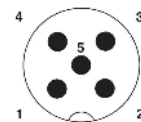
M8 Male

PIN	FUNCTION
1	Shield
2	-
3	Can-Gnd
4	Can-high
5	Can-low



M12 Female

PIN	FUNCTION
1	Shield
2	-
3	Can-gnd
4	Can-high
5	Can-low



M12 Male

POWER CONNECTOR

SIGNAL CONNECTOR

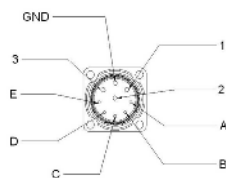
RS 232

ETHERCAT IN

ETHERCAT OUT

PIN	FUNCTION
1	+24 Vdc
2	0 Vdc
3	+48 Vdc
GND	Protective ground
A	Motor brake + (#)
B	Motor brake - (#)
C	- (#)
D	Drive brake out + (#)
E	Drive brake out - (#)

(#) Optional



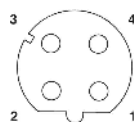
M17 BEGA 906 MR Male

PIN	FUNCTION
1	Rx
2	Tx
3	Gnd
4	DIN7
Case	Shield



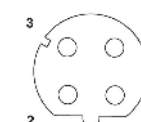
M8 Male

PIN	FUNCTION
1	TD +
2	RD +
3	TD -
4	RD -
Case	Shield



M12 Female

PIN	FUNCTION
1	TD +
2	RD +
3	TD -
4	RD -
Case	Shield



M12 Female

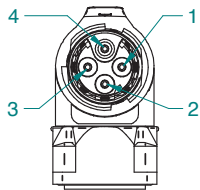
DUET AD MODBUS WIRING CONNECTIONS

POWER CONNECTOR

SIGNAL CONNECTOR

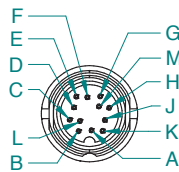
MODBUS RTU / RS485

PIN	FUNCTION
1	U power
2	Ballast
3	GND power
4	PE



CN POWER M17x1 BEDC 894 MR 4p

PIN	FUNCTION
A	In 0
B	In 1
C	In 2
D	In 3
E	Out 1
F	Out 2
G	AI +
H	AI -
J	+24 Vdc
K	GND (OV)
L	Service -
M	Service +

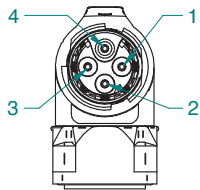


CN SIGNAL M16 Male 12 p

DUET AD CANOPEN WIRING CONNECTIONS

POWER CONNECTOR

PIN	FUNCTION
1	U power
2	Ballast
3	GND power
4	PE

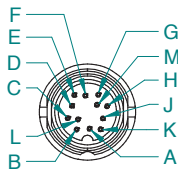


CN POWER M17x1 BEDC 894 MR 4p

SIGNAL CONNECTOR

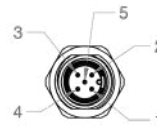
CANOPEN

PIN	FUNCTION
A	In 0
B	In 1
C	In 2
D	In 3
E	Out 1
F	Out 2
G	AI +
H	AI -
J	+24 Vdc
K	GND (OV)
L	Service -
M	Service +



CN SIGNAL M16 Male 12p

PIN	FUNCTION
1	n.c.
2	n.c.
3	CAN-GDN
4	CAN-HIGH
5	CAN-LOW



CN CAN
M12 Male 5p

CN CANOPEN M12 Male 5p Type A

DUET AD ETHERCAT WIRING CONNECTIONS

POWER CONNECTOR

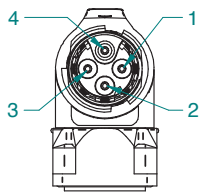
SIGNAL CONNECTOR

ETHERCAT

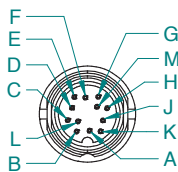
PIN	FUNCTION
1	U power
2	Ballast
3	GND power
4	PE

PIN	FUNCTION
A	In 0
B	In 1
C	In 2
D	In 3
E	Out 1
F	Out 2
G	AI +
H	AI -
J	+24 Vdc
K	GND (OV)
L	Service -
M	Service +

PIN	FUNCTION
1	TD+
2	RD+
3	TD-
4	RD-



CN POWER M17x1 BEDC 894 MR 4p



CN SIGNAL M16 Male 12p



CN ETHERCAT M12 Female 4p Type D

DUET AD PROFINET WIRING CONNECTIONS

POWER CONNECTOR

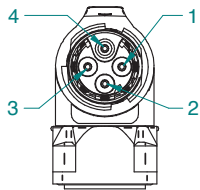
SIGNAL CONNECTOR

PROFINET

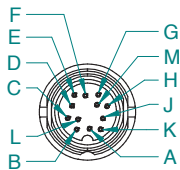
PIN	FUNCTION
1	U power
2	Ballast
3	GND power
4	PE

PIN	FUNCTION
A	In 0
B	In 1
C	In 2
D	In 3
E	Out 1
F	Out 2
G	AI +
H	AI -
J	+24 Vdc
K	GND (OV)
L	Service -
M	Service +

PIN	FUNCTION
1	TX+
2	RX+
3	TX-
4	RX-



CN POWER M17x1 BEDC 894 MR 4p



CN SIGNAL M16 Male 12p



CN PROFINET M12 Female 4p Type D

DUET HV 60 WIRING CONNECTIONS

POWER CONNECTOR

CN X1 PIN **CN X1 DC power and logic supply**
STO M23 Male Hummel 4p+3p+PE

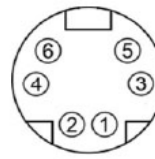
1	HV-
2	PE
3	Not conncted
4	HV+
A	/STO1
B	GND (24 Vdc return)
C	/STO2
D	CV (+24Vdc)
Case	PE



SIGNAL CONNECTOR

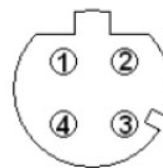
CN X4 PIN **CN X4 auxiliary bus (RS232) Minidin Female, 6p**

1	Not conncted
2	TX232
3	GND_COM
4	Not conncted
5	Not conncted
6	RX232
Case	PE



CN X2 - X3 PIN **CN X2 ETC out, CN X3 ETC in**
M12, 4p female, D-code

1	TX Data+
2	RX Data +
3	TX Data -
4	RX Data -
Case	PE



CN X5 PIN **CN X5 input/output**
CN M12 female 4p, A-code

1	IN/OUT0
2	IN1
3	IN2
4	IN3
5	Not connected
6	OUT1
7	GND
8	OUT2
Case	PE

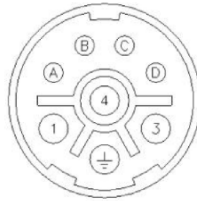


DUET HV 80 -100 -142 WIRING CONNECTIONS

POWER CONNECTOR

CN5
PIN CN5 DC POWER AND LOGIC SUPPLY,
STO, IN9 M23 Male Hummel 4p+3p+PE

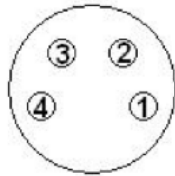
1	HV-
3	NC
4	HV+
T	PE
A	/STO
B	GND_24
C	IN9
D	+24 Vdc
Case	PE



SIGNAL CONNECTOR

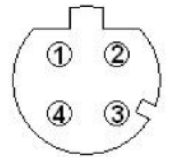
CN 1
PIN CN1 auxiliary Bus (RS232)
CN M8 4p female

1	TX232
2	RX232
3	NC
4	GND_COM
Case	PE



CN 2 -3
PIN CN2 ETC out, CN3 ETC in
M12 4p female D-code

1	TX Data +
2	RX Data +
3	TX Data -
4	RX Data -
Case	PE



CN4
PIN CN4 input/output
CN M23 Male hummel 19p

1	IN/OUT 1-
2	IN/OUT 2-
3	AN_IN -
4	AN_IN +
5	IN/OUT 2+
6	GND_5V
7	+5 Vdc
8	IN 8
9	OUT 5
10	IN/OUT 3
11	IN 7
12	IN/OUT 0-
13	IN/OUT 0+
14	IN/OUT 1+
15	IN 4
16	OUT 4
17	OUT 6
18	IN 6
19	IN 5
Case	PE



80-100mm flange



142mm flange

CABLES SPECIFICATIONS

POWER CABLE for DUET

PIN	COLOUR	FUNCTION	For cable order	
1	Red	VL +		Lenght (mm)
2	Black	VL -		
3	Brown	VP +		Order code
4	Brown	Dout 0		003108020082
5	White	Din 1		
6	Blue	Din 2		
7	Blue	PR		
8	Sh + G/V	Sh + PE		

POWER CABLE for DUET FLEXI

PIN	COLOUR	FUNCTION	For cable order	
1	Red	24V		Lenght (mm)
2	Blue	0V		
3	Brown	48V		Order code
4	Yellow/Green	GND		003108012049
A	White	Motor brake +		
B	Black	Motor brake -		
C	-	-		
D	Brown	Drive brake +		
E	Blue	Drive brake -		

RS 232 CABLE for DUET FLEXI

M8 PIN	COLOUR	SUB-D 9 PIN	FUNCTION	For cable order		
1	Brown	3	Rx		Lenght (mm)	
2	White	2	Tx			1000
3	Blue	5	Gnd			2000
4	Black	-	DIN7			3000
-	Shield	Metallic case	Shield			Order code
					003108009974	
					003108009973	
					003108009975	

All cables are for static laying, power cables stand up to 10A stall current.
For dynamic laying cables, please, contact our front office.

SEE IT BEFORE IT HAPPENS

**MOTOR
POWER**
COMPANY

CABLES SPECIFICATIONS

POWER CABLE for DUET AD

PIN	COLOUR	FUNCTION	For cable order		
1	Black 1	U Power		Length (mm)	Order code
2	Black 2	Ballast		1000	003108020575
3	Black 3	GND		5000	003108020546
4	Yellow/Green	Earth PE			
4	Shield	External cable shield			

SIGNAL CABLE for DUET AD

LM MOTOR SIDE	COLOUR	FUNCTION	For cable order		
A	White	IN0		Length (mm)	Order code
B	Brown	IN1		1000	003108020576
C	Green	IN2		5000	003108009843
D	Yellow	IN3			
E	Grey	OUT1			
F	Pink	OUT2			
G	Blue	AI+			
H	Red	AI-			
J	Brown/Green	Uc (24Vdc)			
K	White/Green	GND			
L	Black	Service-			
M	Violet	Service+			

SEE IT BEFORE IT HAPPENS

CABLES SPECIFICATIONS

I/O CABLE for DUET HV 80-100-142

PIN	COLOUR	FUNCTION	For cable order	
			Lenght (mm)	Order code
1	Brown	IN/OUT 1-		
2	Orange	IN/OUT 2-		
3	Grey	AN_IN-	1000	005108000505
4	White	AN_IN+	3000	005108000511
5	White	IN/OUT 2+	5000	005108000512
6	Blue	GND_5V	10000	005108000513
7	Red	+5V		
8	Red	IN8		
9	Red	OUT5		
10	Red	IN/OUT 3		
11	Red	IN 7		
12	Green	IN/OUT 0-		
13	White	IN/OUT 0+		
14	White	IN/OUT 1+		
15	Orange	IN 4		
16	Green	OUT 4		
17	Brown	OUT 6		
18	Grey	IN 6		
19	White	IN 5		
Case	Black	PE		



POWER CABLE for DUET HV 80-100-142

PIN	WIRE IDENTIFICATION	FUNCTION	For cable order	
			Lenght (mm)	Order code
1	1	HV -		
3	3	NC		
4	2	HV +	1000	005108000504
T	Yellow/Green	PE	3000	005108000507
A	5	/STO	5000	005108000508
B	6	GND	10000	005108000509
C	7	IN9		
D	8	+24 V		
Case	Black	PE		



CABLES SPECIFICATIONS

RS 232 CABLE for DUET HV 80-100-142

PIN	COLOUR	FUNCTION	For cable order	
1	Red	TXT232	Lenght (mm)	Order code
2	Blue	RX232		
3	Brown	NC	1000	005108000506
4	Yellow/Green	GND_COM		
Case	White	PE		



ETHERCAT RJ45/M12 CABLE for DUET HV 80-100-142

RJ45 PIN	M12 PIN	FUNCTION	For cable order	
1	1	TX Data+	Lenght (mm)	Order code
3	2	RX Data +		
2	3	TX Data -	10000	005108000500
6	4	RX Data -		
Case	Case	PE		



ETHERCAT M12/M12 CABLE for DUET HV 80-100-142

PIN	FUNCTION	For cable order	
1	TX Data+	Lenght (mm)	Order code
2	RX Data +		
3	TX Data -	3000	005108000503
4	RX Data -	5000	005108000502
Case	PE	10000	005108000501



SEE IT BEFORE IT HAPPENS