
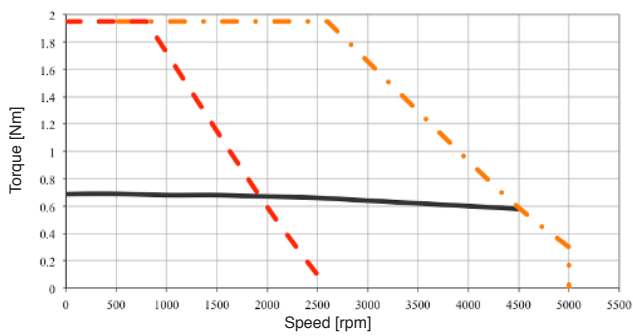


DUET FLEXI 60 TORQUE /SPEED CHARTS

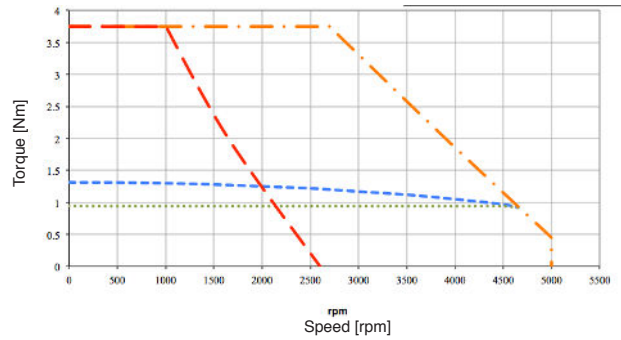


DUET FLEXI 60 0,65 01

DUET FLEXI 60 1,3 01



Continuous duty (S1) operation with cooling system appropriately sized.



Continuous duty (S1) operation with cooling system appropriately sized.

SEE IT BEFORE IT HAPPENS

**MOTOR
POWER**
COMPANY

Continuous duty @ rated voltage
 24 Vdc
 48 Vdc
 Continuous duty @ T(power stage) ≤ 50°C
 Continuous duty @ T(power stage) ≤ 70°C