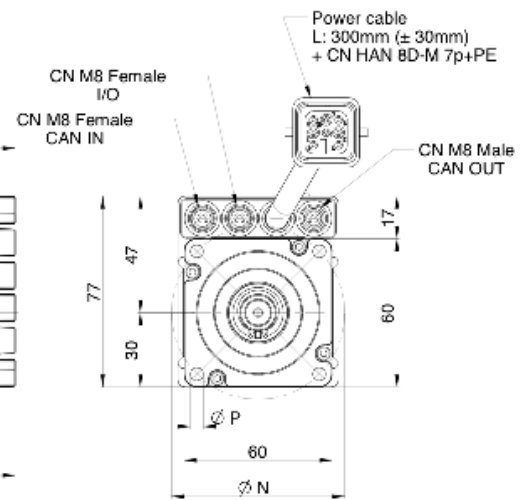
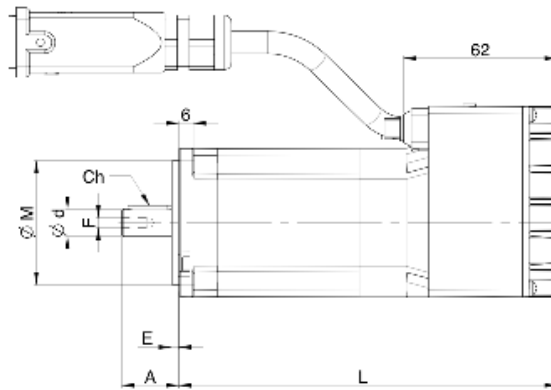
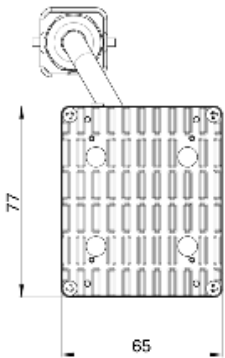


DUET 60 DIMENSIONS

DUET 60 0,65 01

DUET 60 1,3 02

L (Without Brake)	mm	153	178
L (With Brake)	mm	190	215
A	mm	23	30
d	mm	11 (h6)	14 (h6)
ch	mm	4x4x18	5x5x25
M	mm	50 (h7)	50 (h7)
E	mm	3	3
N	mm	70	70
P	mm	5,2	5,2



Dimensions in mm

SEE IT BEFORE IT HAPPENS

**MOTOR
POWER**
COMPANY