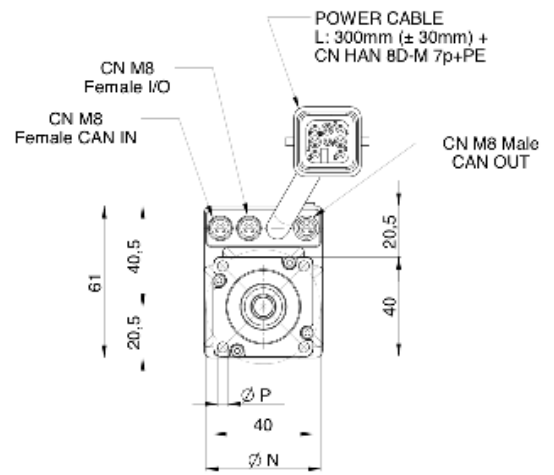
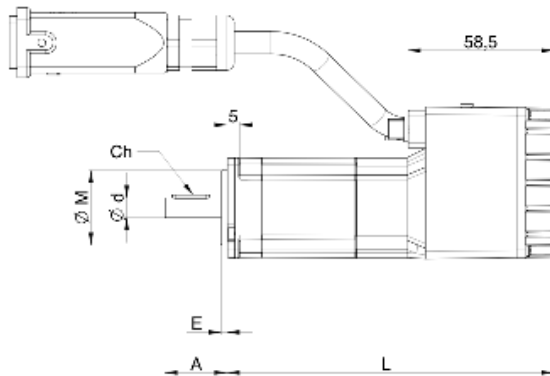
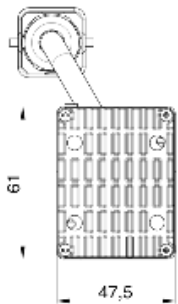


DUET 40 DIMENSIONS

DUET 40 0,16 00

DUET 40 0,32 01

L (Without Brake)	mm	131	149
L (With Brake)	mm	162	180
A	mm	25	25
d	mm	8 (h6)	8 (h6)
ch	mm	3x3x15	3x3x15
M	mm	30 (h7)	30 (h7)
E	mm	2,5	2,5
N	mm	46	46
P	mm	4,2	4,2



Dimensions in mm

SEE IT BEFORE IT HAPPENS

**MOTOR
POWER**
COMPANY