

MDrive® Linear Actuator

MLI•17 CANopen

Product overview

MDrive® Linear Actuators are compact linear motion systems. External or non-captive shaft linear mechanicals are integrated with stepper motor and electronics for reliable, repeatable motion. Customization is available for volume opportunities.

CANopen products integrate 1.8° 2-phase stepper motor linear actuator, motion controller and drive electronics, supporting CiA DS301 and DSP402 Device Profile for Drives and Motion Control. Options include encoder, and CANopen dongle MD-CC500-000 for product setup and testing.

MDrive product's precision rolled lead screws are manufactured from premium grade stainless steel with optional Teflon® coating. Designed specifically for motion control applications, our high quality screws deliver long life and quiet operation.

Simplify machine design and reduce assembly time by replacing multiple components with a single compact integrated motor. Fewer individual system components eliminates multiple potential failure points, and lowers risk of electrical noise by eliminating cabling between motor and drive.



MDrive Linear Actuator MLI•17 CANopen products: integrated NEMA17 motor, controls and mechanicals, non-captive and external shaft styles, IP20-rated

Specifications

Communication	Protocol type		CANopen
Input power	Voltage	VDC	+12...+48
	Current maximum (1)	Amp	2.0
Motor	Frame size	NEMA	17
		inches	1.7
		mm	42
Maximum thrust (2)	Non-captive shaft	lbs	50
		kg	22
		External shaft with general purpose nut	lbs
Maximum repeatability	General purpose	kg	11
		inches	0.005
		mm	0.127
Thermal	Operating temp non-condensing	inches	0.0005
		mm	0.0127
		Heat sink maximum	85°C
Protection	Type	Motor maximum	100°C
		IP rating	IP20
Motion	Microstep resolution	Number of settings	20
		Steps per revolution	200, 400, 800, 1000, 1600, 2000, 3200, 5000, 6400, 10000, 12800, 20000, 25000, 25600, 40000, 50000, 51200, 36000 (0.01 deg/μstep), 21600 (1 arc minute/μstep), 25400 (0.001mm/μstep)

(1) Actual power supply current will depend on voltage and load.

(2) Performance data for maximum force/load is based on a static load and will vary with a dynamic load.

(3) Only applicable for External shaft linear actuator with anti-backlash nut.

MDrive Linear Actuator

MLI•17 CANopen

Screws (1)

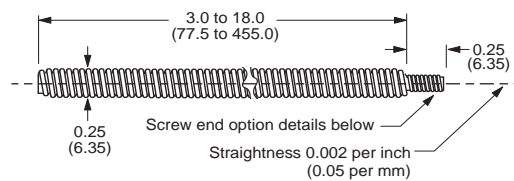
Screw lengths (2)	minimum	inches	3.0	
		mm	77.5	
	maximum	inches	18.0	
		mm	455.0	
Load limits (3)	non-captive shaft	lbs	50	
		kg	22	
	external shaft w/ general purpose nut	lbs	25	
		kg	11	
external shaft w/ anti-backlash nut	lbs	5		
	kg	2		
End options	threaded	metric	M4 x 0.7 mm thread to within 0.03"/0.76 mm of shoulder	
		UNC	#8-32 UNC-2A thread to within 0.03"/0.76 mm of shoulder	
	smooth	inches	$\varnothing 0.1967 \pm 0.001$	
		mm	$\varnothing 5 \pm 0.003$	
none	-	-		
Lead / pitch	screw A	travel	per rev	per full step
		inches	0.250	0.00125
	mm	6.350	0.0317	
	screw B	inches	0.125	0.00063
		mm	3.175	0.0158
	screw C	inches	0.063	0.00031
mm		1.588	0.0079	

(1) Stainless steel rolled screws are corrosion resistant and non-magnetic, with Teflon coating available.

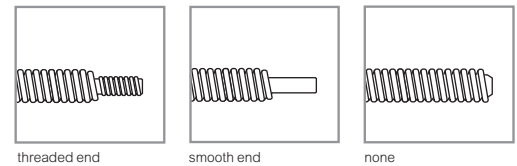
(2) Standard 0.1" / 2.5mm screw length increments are available.

(3) Performance data for maximum force/load is based on a static load and will vary with a dynamic load.

screw dimensions



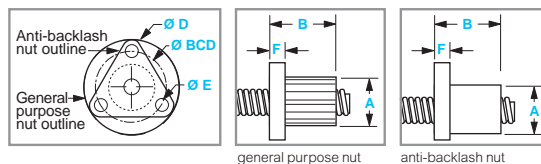
end options



Nuts (4)

		general purpose nuts		anti-backlash nuts
Dimensions	A	inches	0.50	0.50
		mm	12.7	12.7
	B	inches max	0.75	0.9
		mm max	19.1	22.86
	D	inches	1.0	1.0
		mm	25.4	25.4
	E	inches	0.14	0.14
		mm	3.6	3.6
F	inches	0.15	0.18	
	mm	3.81	4.57	
BCD	inches	0.75	0.75	
	mm	19.1	19.1	
Load limit		lbs	25	5
		kg	11	2
Drag torque			free wheeling	< 1.0 oz-in < 0.7 N-cm

(4) External shaft MDrive Linear Actuators employ a nut which moves axially along the threaded shaft as the screw rotates. Two nut styles are available: general purpose and anti-backlash. While anti-backlash nuts provide higher accuracy and low drag torque, general purpose nuts are rated for higher load limits.



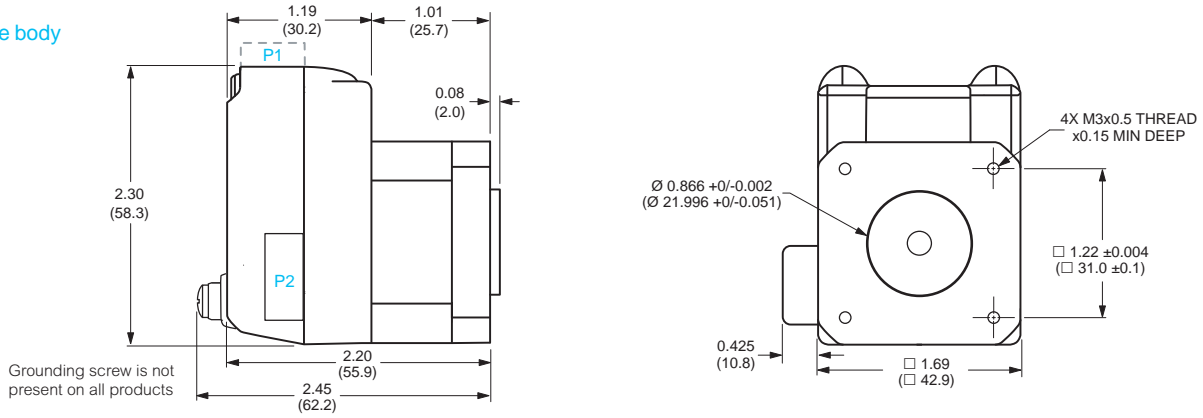
MDrive Linear Actuator

MLI•17 CANopen

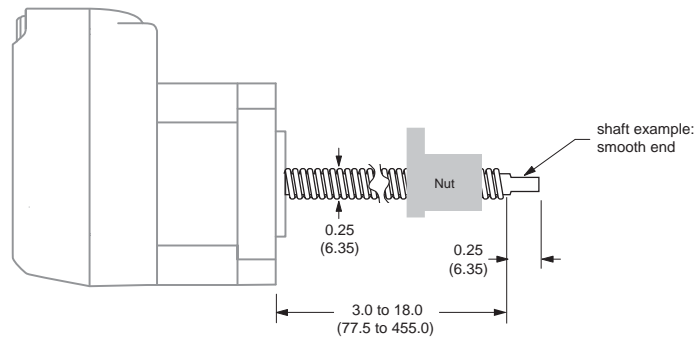
Dimensions

inches (mm)

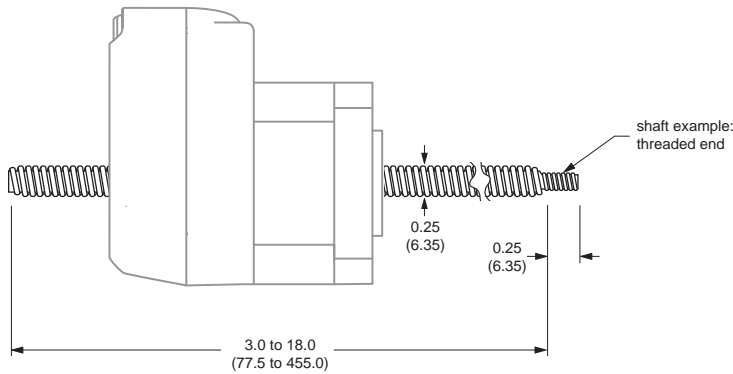
MDrive body



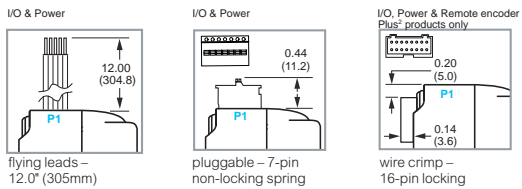
external shaft



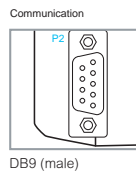
non-captive shaft



P1 connector options

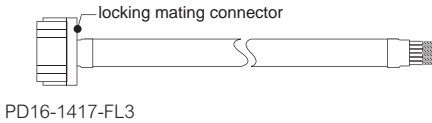
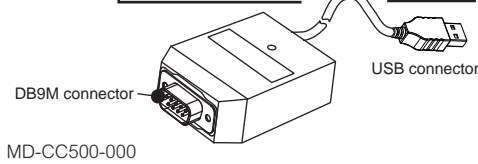
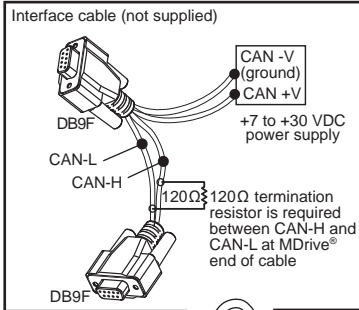


P2 connector



MDrive Linear Actuator

MLI•17 CANopen




Accessories

description	length feet (m)	part number
<p>Communication converter Electrically isolated, in-line converter pre-wired with mating connector to conveniently set/program communication parameters for a single MDrive Plus via a PC's USB port.</p>		
Interface cable for all CANopen products. Requires mating connector adapter for DB9 connector. Requires power supply, not supplied.	12.0 (3.6)	MD-CC500-000
<p>Prototype development cable Speed test/development with pre-wired mating connector with other cable end open.</p>		
Mates to 16-pin locking wire crimp connector for I/O, power and remote encoder option	10.0 (3.0)	PD16-1417-FL3
<p>Mating connector kits Connectors for assembly of cables, cable material not supplied. Sold in lots of 5. Manufacturer's crimp tool recommended for crimp connectors.</p>		
16-pin locking wire crimp connector for I/O, power and remote encoder option	—	CK-10
<p>Drive protection module Limits surge current and voltage to a safe level when DC input power is switched on-and-off to an MDrive Plus.</p>		
For all MDrive Plus linear actuator products	—	DPM75

MDrive Linear Actuator

MLI•17 CANopen

MDrive® 17 Plus IP20



P1: I/O & Power
 F = 12" flying leads
 P = non-locking spring clamp terminal strip

P2: Communication
 B = CANopen with DB9 male connector

MDrive® 17 Plus² IP20



P1: I/O & Power, and optional remote encoder
 C = 16-pin locking wire crimp connector

P2: Communication
 B = CANopen with DB9 male connector



Non-captive shaft style



External shaft style

Part numbers,

IP20-rated products

example part number	M L I 1 F C B 1 7 A 4 -EQ
MDrive Linear Actuator version MLI = Intelligent — CANopen	M L I 1 F C B 1 7 A 4 -EQ
Input 1 = Plus version with standard features 3 = Plus ² version with expanded features	M L I 1 F C B 1 7 A 4 -EQ
P1 connector F = flying leads (1) P = pluggable (1) C = wire crimp (2)	M L I 1 F C B 1 7 A 4 -EQ
Communication type C = CANopen	M L I 1 F C B 1 7 A 4 -EQ
P2 connector B = DB9	M L I 1 F C B 1 7 A 4 -EQ
Motor size 17 = NEMA 17 1.7" / 42mm	M L I 1 F C B 1 7 A 4 -EQ
Motor length A = single stack	M L I 1 F C B 1 7 A 4 -EQ
Drive voltage 4 = +12 to +48 VDC	M L I 1 F C B 1 7 A 4 -EQ
Options — omit from part number if unwanted	-EQ
-EQ = internal 512-line magnetic encoder w/ index mark	
-EE (2) = remote differential encoder interface; encoder not supplied	

(1) Only available with Plus products.

(2) Only available with Plus² products.

continued

example part number — linear actuator specifications	-L A 1 M 0 6 0 Z T
Linear actuator -L	-L A 1 M 0 6 0 Z T
Screw lead/pitch by travel per rev A = 0.250" / 6.35mm B = 0.125" / 3.175mm C = 0.063" / 1.588mm	-L A 1 M 0 6 0 Z T
Shaft style 1 = non-captive (3) 3 = external (4)	-L A 1 M 0 6 0 Z T
Screw end finish M = metric threaded U = UNC threaded S = smooth Z = none	-L A 1 M 0 6 0 Z T
Screw length (5) 030 = minimum 3.0" / 77.5mm 180 = maximum 18.0" / 455.0mm	-L A 1 M 0 6 0 Z T
Nut Z = none — for non-captive shaft products G = general purpose — for external shaft products A = anti-backlash — for external shaft products	-L A 1 M 0 6 0 Z T
Coating T = Teflon® Z = none	-L A 1 M 0 6 0 Z T

(3) Unsupported loads and side loading are not recommended.

(4) Loads must be supported. Side loading is not recommended.

(5) Screw lengths specified in 0.1" / 2.5mm increments.

MDrive Linear Actuator

MLI•17 CANopen

Motor performance

ML•17 NEMA 17 motor specifications		Motor	Stack length	Single
Holding torque			oz-in	29
			N-cm	20
Rotor inertia			oz-in-sec ²	0.0005
			kg-cm ²	0.034
Weight without screw			oz	9.6
			g	272.2
Maximum screw misalignment			°	±1
Maximum thrust (1)	Non-captive shaft		lbs	50
			kg	22
	External shaft with general purpose nut		lbs	25
			kg	11
	External shaft with anti-backlash nut		lbs	5
			kg	2
Maximum repeatability	General purpose		inch	0.005
			mm	0.127
	Anti-backlash (2)		inch	0.0005
			mm	0.0127

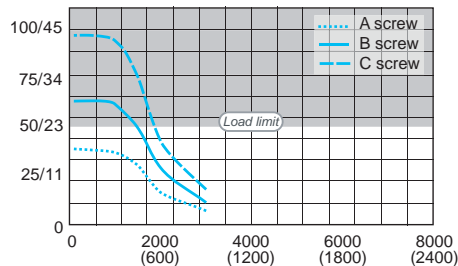
(1) Performance data for maximum force/load is based on a static load and will vary with a dynamic load.

(2) Only applicable for External shaft linear actuator with anti-backlash nut.

ML•17 NEMA 17 speed force

12 VDC

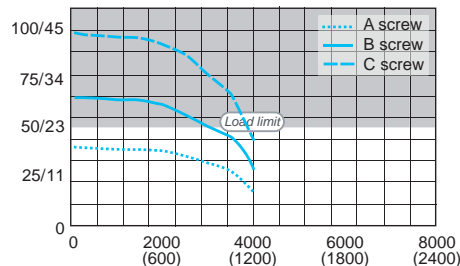
Force in lbs/kg



Speed of full steps per second (rpm)

24 VDC

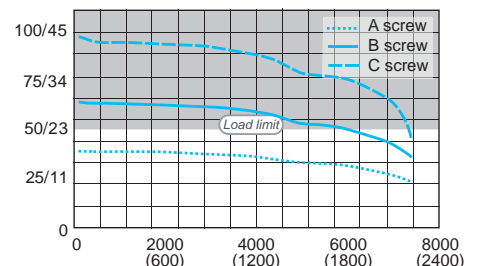
Force in lbs/kg



Speed in full steps per second (rpm)

48 VDC

Force in lbs/kg



Speed in full steps per second (rpm)

Test conditions: maximum force/load is based on a static load. This will vary with a dynamic load.

Load limits – non-captive shaft: 50lbs/22kg

– external shaft: determined by selected nut

Schneider Electric Motion USA
 370 North Main Street
 Marlborough, CT 06447
 Phone: (860) 295-6102
 Fax: (860) 295-6107
www.motion.schneider-electric.com

Intelligent motion systems

