

## MDrive17Plus<sup>2</sup>-65 and MDrive23Plus<sup>2</sup>-65 Cordsets

19-pin M23 single-ended cordsets are offered to speed prototyping of sealed MDrivePlus<sup>2</sup> units. Measuring 13.0' (4.0m) long, either straight or right-angle termination is available. PVC jacketed cables come with a foil shield and an unconnected drain wire.

Straight Termination ..... MD-CS100-000  
 Right Angle Termination..... MD-CS101-000

### Pin Assignment and Wire Colors

P1 - Expanded I/O Configuration			
Cordset Wire Color	Function (Expanded I/O)	Function (Remote Encoder)	MDrive P1
Violet	I/O 9	Channel A +	Pin 1
Red	I/O 11	Channel B +	Pin 2
Grey	Step Clock	Index +	Pin 3
Red/Blue	I/O 1	I/O 1	Pin 4
Green	Direction	Index -	Pin 5
Blue	+V	+V	Pin 6
Gray/Pink	Aux-Logic	Aux-Logic	Pin 7
White/Green	Comm Ground	Comm Ground	Pin 8
White/Yellow	I/O 3	I/O 3	Pin 9
White/Gray	I/O GND	I/O GND	Pin 10
Black	I/O PWR	I/O PWR	Pin 11
Green/Yellow	Shell Connect	Shell Connect	Pin 12
Yellow/Brown	I/O 12	Channel B -	Pin 13
Brown/Green	Capture/Trip	Capture/Trip	Pin 14
White	AIN	AIN	Pin 15
Yellow	I/O 2	I/O 2	Pin 16
Pink	I/O 4	I/O 4	Pin 17
Gray/Brown	I/O 10	Channel A -	Pin 18
Brown	GND	GND	Pin 19

Table F.6: MD-CS10x-000 Wire Color Chart

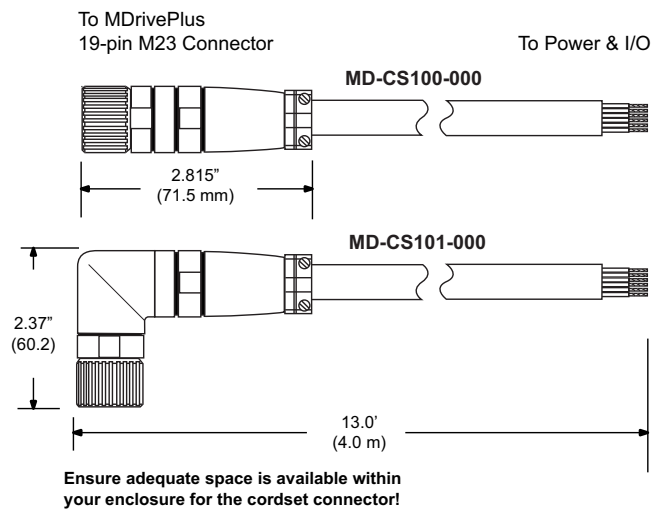


Figure F.21: MD-CS10x-000 Prototype Development Cordset

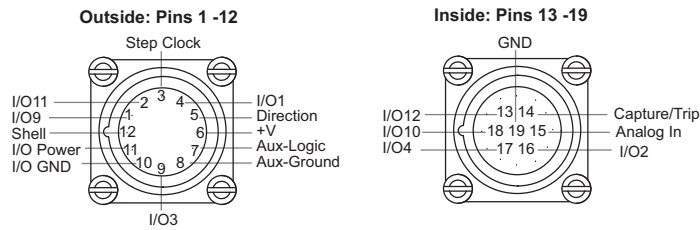
## Connector Details

Should you choose to create your own interface cable field solderable 19-pin M23 connectors are available from a variety of suppliers referenced below.

- Lumberg
- Phoenix
- Turck
- RDE Connectors

### Connector Details

#### Expanded I/O



#### Remote Encoder

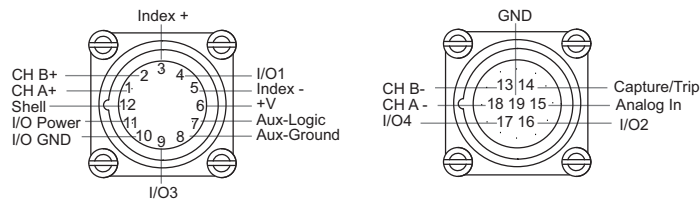


Figure F.22: 19-Pin M23 Circular Connector